

Miss Demerly's 1st Grade ELearning- Day 3 Assignments

<u>Activity</u>	Suggested Time Spent	Parent Signature
Independent Reading	20 minutes	
Storylineonline.net Read <i>The Rainbow Fish</i> www.storylineonline.net	20 minutes	
FACEing Math- Hidden Pictures-Sums 7 to 10	15 minutes	
Sight Words/Spelling http://www.abcya.com	15 minutes	
Writing Activity- Write about the steps needed to build a snowman on the given sheet.	30 minutes	
Religion	5 minutes	
Physical Activity	20-30 minutes	

Independent Reading

Read A.R. books, library books, stories from home, magazines, or food boxes. If you want to check if a book is an A.R. book, here is a link to search the book title and check: <http://www.arbookfind.com/UserType.aspx>

Storylineonline.net

www.storylineonline.net Please read and fill out the response sheet afterwards. For the third day, please read *The Rainbow Fish*. Just scroll down on the website to find the book, or click the "Title" tab, and the story will be listed alphabetically. If the internet is not working, just fill the response sheet to another book at home.

FACEing Math

For this, students will be finding a hidden picture by coloring in the sheet after they answer the addition problems. For ELearning day 3, students will be adding sums between 7 to 10. Then the students will fill in the spaces based on their answer and the coloring code.

Sight Words/ Spelling

<http://www.abcya.com> Click “1st Grade” tab, and under the “Letters” title, choose the spelling practice game. If the internet is not available, choose 10 words from the Sight Words/Spelling list given to you and follow the directions to the “Rainbow Words” worksheet.

Writing Activity

Students will write to a writing prompt for each ELearning Day. There will be a paper copy for each prompt.
ELearning Day 3 Prompt- Write about the steps needed to build a snowman on the given sheet.

Religion

For ELearning Day 3, please practice the *Glory Be* and *Guardian Angel* prayers.

Physical Activity

Please have your student actively play/work for 30 minutes. Examples could include playing in the snow, taking a walk, shoveling the snow, dance, jumping jacks, sit-ups, and fitness games or running in place. Fitness games can also include ones from the Wii.

Contact Information

*Miss Demerly will be available on ELearning Days from 9:00 a.m. to 3:00 p.m.

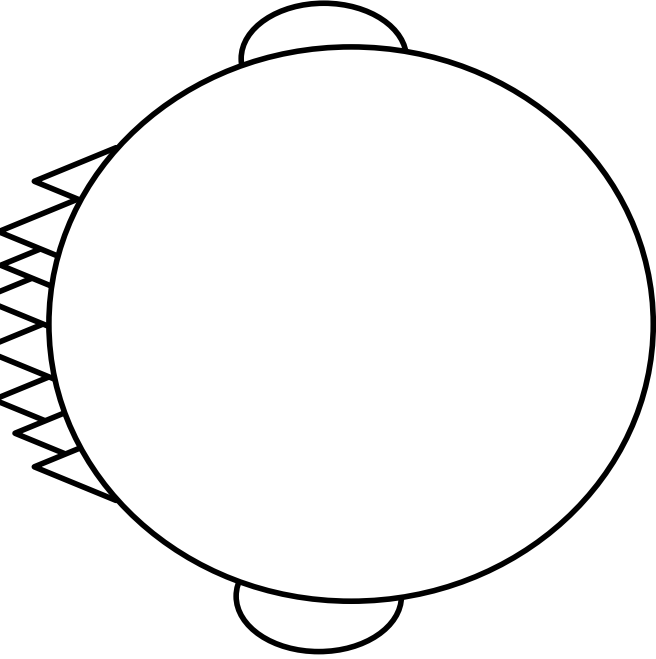
*Email Addresses-kdemerly@sacredheartsite.com

Please return the completed verification sheet, writing activity sheet, and any other worksheets when school resumes.


Happy ELearning!

Title: _____

Characters



Setting



Problem

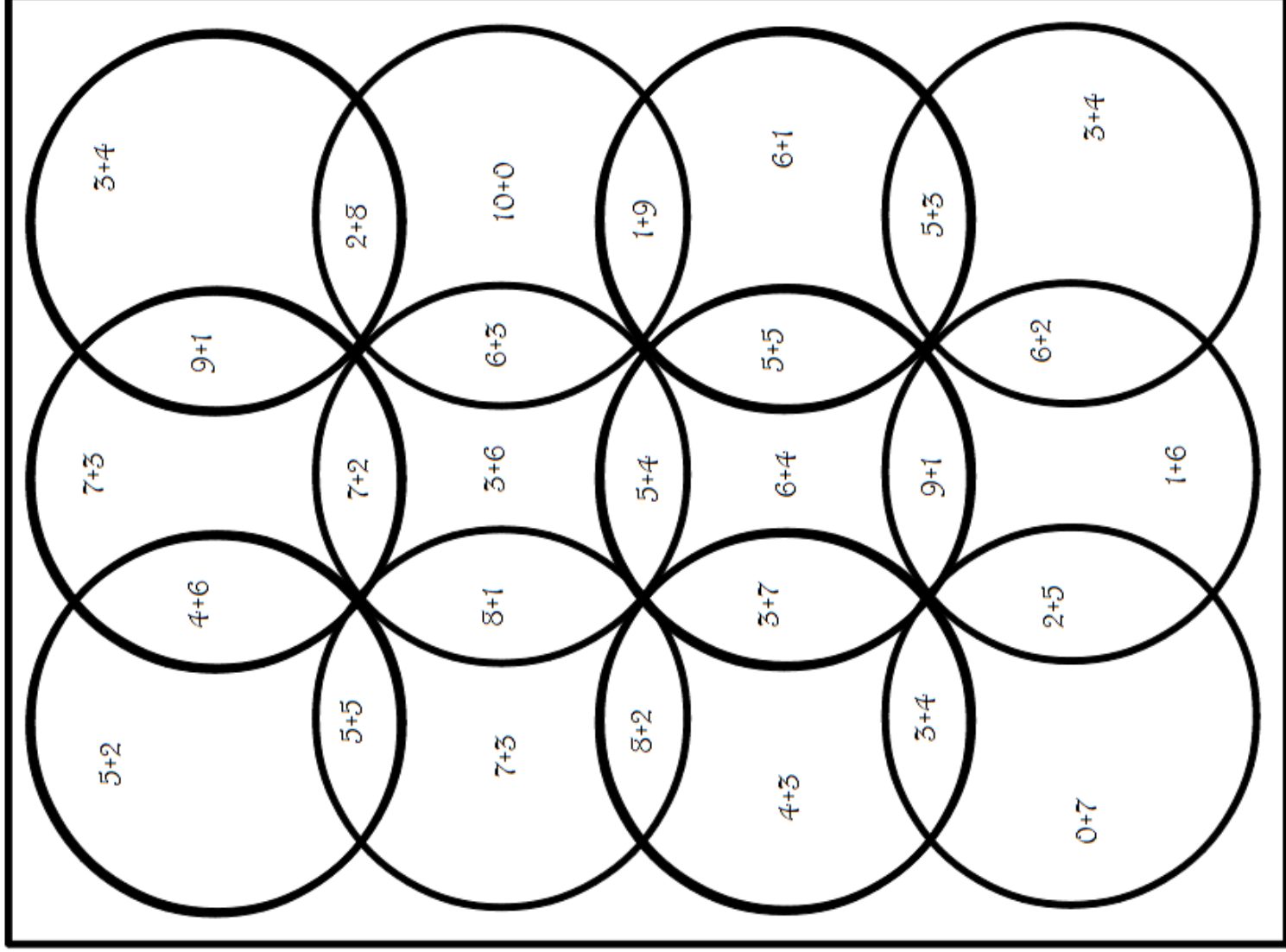
Handwriting practice area for the Problem section, featuring 10 sets of lines: a solid top line, a dashed middle line, and a solid bottom line.

Solution

Handwriting practice area for the Solution section, featuring 10 sets of lines: a solid top line, a dashed middle line, and a solid bottom line.

HIDDEN PICTURES-COLOR BY CODE

Sums 7-10



7-BLUE 8-GREEN 9-YELLOW 10-RED


Sight Words List

could	three	live
then	help	use
new	there	two
run	too	they
fun	make	again
jump	move	come
good	pull	be
school	up	very
out	down	does
what	not	the
this	was	we
with	are	and
for	have	is
me	play	said
see	she	here
little	look	my
where	go	he
can	you	to
do	I	like
a	has	who
eat	no	under
of	by	who
under	many	walk
place	around	want
her	call	day
all	eat	no
away	now	today
some	way	why


so
upon
together
water
boy
ago
about
eight
buy
soon

from
any
grow
green
old
how
animal
give
after
every

happy
once
pretty
should
people
girl
carry
our
work
done



Rainbow words



Directions: Write your words. Trace over each word in three different colors.

1

2

3

4

5

6

7

8

9

10



Write about the steps needed to build a snowman. Draw a picture in each box to go with your writing.

First, _____

Then, _____

Next, _____

Last, _____
