

Miss Demerly's 1st Grade ELearning- Day 1 Assignments

Activity	Suggested Time Spent	Parent Signature
Independent Reading	20 minutes	
Storylineonline.net Read <i>Harry the Dirty Dog</i> www.storylineonline.net	20 minutes	
FACEing Math- Lesson 8 Add/Subtract up to 20	20 minutes	
Sight Words/Spelling http://www.abcya.com	15 minutes	
Math Facts http://www.abcya.com	10 minutes	
Writing Activity- Write about the best snack to have on cold, snowy day. What makes this the best snack?	30 minutes	
Religion	5-10 minutes	
Physical Activity	20-30 minutes	

Independent Reading

Read A.R. books, library books, stories from home, magazines, or food boxes. If you want to check if a book is an A.R. book, here is a link to search the book title and check: <http://www.arbookfind.com/UserType.aspx>

Storylineonline.net

www.storylineonline.net Please read and fill out the response sheet afterwards. For the first day, please read *Harry the Dirty Dog*. Just scroll down on the website to find the book, or click the "Title" tab, and the story will be listed alphabetically. If the internet is not working, just fill the response sheet to another book at home.

FACEing Math

For this, students will be creating a face after answering math problems. The answers to the math problems will show what parts to draw. Please have your student circle the answers they choose before they draw the corresponding face part on their picture. For ELearning day 1, students will be doing lesson 8, which covers addition and subtraction within 20.

Sight Words/ Spelling

<http://www.abcya.com> Click “1st Grade” tab, and under the “Letters” title, choose the spelling practice game. If the internet is not available, choose 10 words from the Sight Words/Spelling list given to you and follow the directions to the “Rainbow Words” worksheet.

Math Facts

<http://www.abcya.com> Click “1st Grade” tab, and under the “Numbers” title, choose the addition with manipulative game. If the internet is not available, have an adult give you simple addition or subtraction problems to write down and answer.

Writing Activity

Students will write to a writing prompt for each ELearning Day. There will be a pre-writing page and paper copy for each prompt. ELearning Day 1 Prompt- Write about the best snack to have on cold, snowy day. What makes this the best snack?

Religion

For ELearning Day 1, please practice the *Our Father* and *Hail Mary* prayers.

Physical Activity

Please have your student actively play/work for 30 minutes. Examples could include playing in the snow, taking a walk, shoveling the snow, dance, jumping jacks, sit-ups, and fitness games or running in place. Fitness games can also include ones from the Wii.

Contact Information

*Miss Demerly will be available on ELearning Days from 9:00 a.m. to 3:00 p.m.

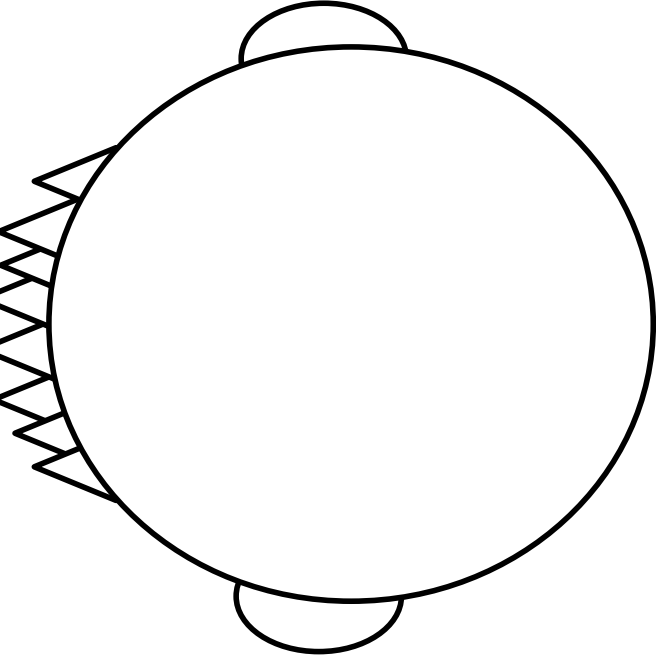
*Email Addresses-kdemerly@sacredheartsite.com

Please return the completed verification sheet, writing activity sheet, and any other worksheets when school resumes.


Happy ELearning!

Title: _____

Characters



Setting











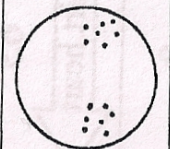
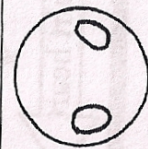
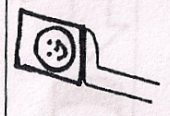



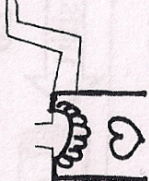

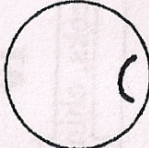

Problem

Handwriting practice area for the Problem section, featuring 10 vertical lines with dashed midlines.









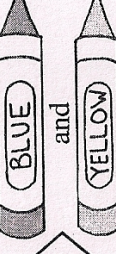


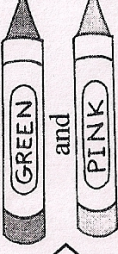






Solution

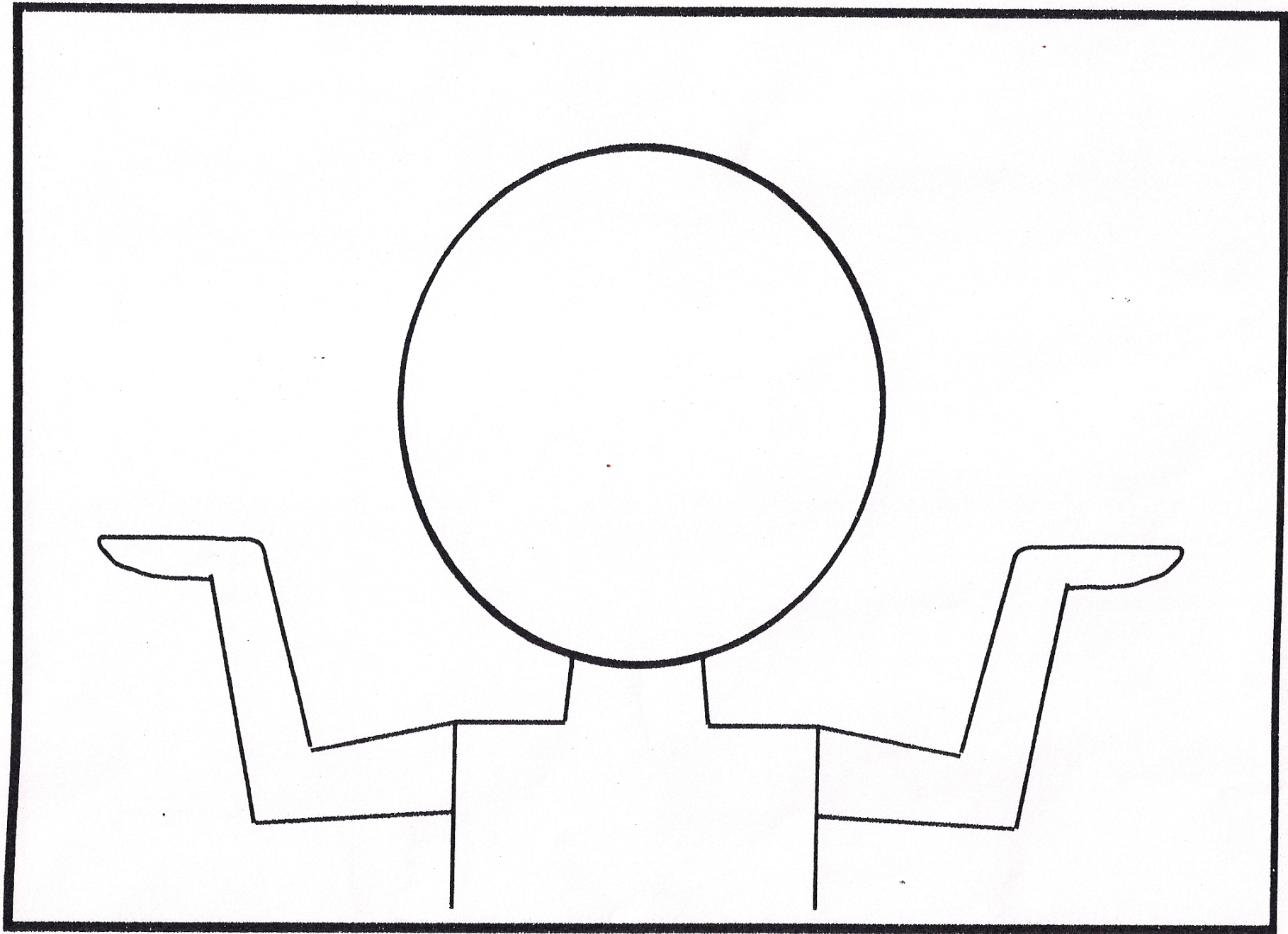
Handwriting practice area for the Solution section, featuring 10 vertical lines with dashed midlines.

Lesson 8: Addition & Subtraction from/to 20 ~ Solve and Draw

<p>1.</p> <p>$8 + 5 =$</p> <p>13  hair</p> <p>12  hair</p>	<p>2.</p> <p>$7 + 6 =$</p> <p>14  eyes</p> <p>13  eyes</p>	<p>3.</p> <p>$15 - 6 =$</p> <p>9  nose</p> <p>21  nose</p>
<p>4.</p> <p>$11 - 6 =$</p> <p>5  mouth</p> <p>17  mouth</p>	<p>5.</p> <p>$9 + 9 =$</p> <p>0  cheeks</p> <p>18  cheeks</p>	<p>6.</p> <p>$12 - 5 =$</p> <p>17  card</p> <p>7  card</p>
<p>7.</p> <p>$14 - 9 =$</p> <p>5  tool</p> <p>23  tool</p>	<p>8.</p> <p>$8 + 8 =$</p> <p>0  shirt</p> <p>16  shirt</p>	<p>9.</p> <p>$9 + 3 =$</p> <p>12  chin</p> <p>6  chin</p>

Lesson 8

<p>10.</p> $9 - 0 =$	<p>11.</p> $14 - 6 =$	<p>12.</p> $17 - 8 =$
<p>0</p> <p>hair</p> 	<p>8</p> <p>eyes</p> 	<p>8</p> <p>skin</p> 
<p>9</p> <p>hair</p> 	<p>7</p> <p>eyes</p> 	<p>9</p> <p>skin</p> 
<p>13.</p> $7 + 8 =$	<p>14.</p> $6 + 3 =$	<p>15.</p> $4 + 0 =$
<p>15</p> <p>tool</p> 	<p>63</p> <p>shirt heart</p> 	<p>0</p> <p>card</p> 
<p>16</p> <p>tool</p> 	<p>9</p> <p>shirt heart</p> 	<p>4</p> <p>card</p> 
<p>16.</p> $18 - 9 =$	<p>17.</p> $15 + 5 =$	<p>18.</p> $10 - 6 =$
<p>10</p> <p>cheeks, chin</p> 	<p>20</p> <p>shirt</p> 	<p>4</p> <p>mouth</p> 
<p>9</p> <p>cheeks, chin</p> 	<p>10</p> <p>shirt</p> 	<p>16</p> <p>mouth</p> 




Sight Words List

could	three	live
then	help	use
new	there	two
run	too	they
fun	make	again
jump	move	come
good	pull	be
school	up	very
out	down	does
what	not	the
this	was	we
with	are	and
for	have	is
me	play	said
see	she	here
little	look	my
where	go	he
can	you	to
do	I	like
a	has	who
eat	no	under
of	by	who
under	many	walk
place	around	want
her	call	day
all	eat	no
away	now	today
some	way	why


so
upon
together
water
boy
ago
about
eight
buy
soon

from
any
grow
green
old
how
animal
give
after
every

happy
once
pretty
should
people
girl
carry
our
work
done



Rainbow words



Directions: Write your words. Trace over each word in three different colors.

1

2

3

4

5

6

7

8

9

10

Name: _____

My Opinion:

Reasons to support my opinion:

1.

2.

3.

My Opinion:



Write about the best snack to have on cold, snowy day.

What makes this the best snack?
